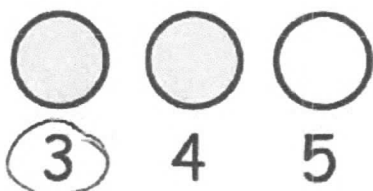




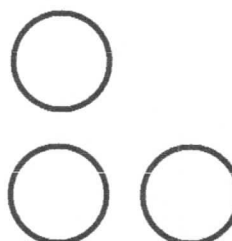
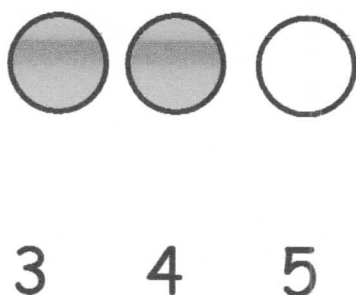
Name \_\_\_\_\_

Date \_\_\_\_\_

Count the circles, and box the correct number. Color in the same number of circles on the right as the shaded ones on the left to show hidden partners.



There are 3 dots, made up of 2 gray dots and 1 white dot.



This helps children "see" numbers in different arrangements!

